



KEDIA ADVISORY

DAILY COTTON REPORT

8 Jan 2025

- **COTTON**
- **COCUDAKL**
- **KAPAS**
- **COTWASOIL**

Kedia Stock & Commodities Research Pvt. Ltd.

Research Advisory | White Labelling | Digital Marketing



Cotton Complex

Commodity	Expiry	Open	High	Low	Close	% Change
COTTONCANDY	31-Jan-25	54950.00	54950.00	54700.00	54880.00	0.09
COCUDA KL	20-Jan-25	2,759.00	2,791.00	2,752.00	2,788.00	0.80
COCUDA KL	20-Feb-25	2,790.00	2,824.00	2,783.00	2,820.00	0.82
KAPAS	30-Apr-25	1,508.00	1,518.50	1,503.50	1,516.50	0.60
COTWASOIL	20-Jan-25	1,225.00	1,225.00	1,225.00	1,225.00	0.46

International Rates

Commodity	Price	Open	High	Low	% Chg
US COTTON	68.52	68.81	68.81	68.51	-0.23
ZCE COTTON	13430.00	13400.00	13485.00	13370.00	0.49
ZCE COTTON YARN	18400.00	18400.00	18400.00	18400.00	-0.14

Cottoncandy prices rose marginally by 0.09% to ₹54,880, supported by increased cotton yarn demand in South India from garment industries and strong export orders. However, arrivals in North India, particularly in Punjab, Haryana, and Rajasthan, fell by 43% compared to the same period last year, creating supply chain challenges. Farmers are holding back kapas in anticipation of higher prices, causing raw material shortages for ginners and spinners, especially in Punjab. Globally, cotton production for the 2024-25 cotton year is projected to increase by 1.2 million bales to 117.4 million, driven by higher output in India, Argentina, and other countries. India's cotton imports are estimated at 25 lakh bales for 2024-25, significantly higher than the previous season's 15.20 lakh bales. U.S. cotton production is revised higher to 14.3 million bales, while global consumption is raised by 570,000 bales, led by increases in India, Pakistan, and Vietnam, offsetting a decline in China. World trade projections show slight growth due to increased exports from Brazil, Benin, Cameroon, and Senegal. Technically, the cottoncandy market is experiencing fresh buying, with open interest increasing by 5.5% to 422 contracts. Prices gained ₹50, with immediate support at ₹54,730 and potential downside to ₹54,590. Resistance is observed at ₹54,980, and a move above this level could test ₹55,090.

Spot Rates

Commodity	Location	Price	% Chg
29 mm Cotton	राजकोट	25,908.50	-0.18
29 mm Cotton	कादी	25,863.35	-0.01

Open Interest Snapshot

Commodity	Expiry	% Change	% Oi Change	Oi Status
COTTONCANDY	31-Jan-25	0.09	5.50	Fresh Buying

Technical Chart



BUY COTTONCANDY JAN @ 54700 SL 5400 TGT 55000-55300. MCX

Trading Levels

Commodity	Expiry	Close	R2	R1	PP	S1	S2
COTTONCANDY	31-Jan-25	54880.00	55090.00	54980.00	54840.00	54730.00	54590.00

Spot Rates

Commodity	Location	Price	% Chg
Cotton Seed Oilcake	आकोला	2,770.35	0
Cotton Seed Oilcake	कादी	2,795.40	0.44

Open Interest Snapshot

Commodity	Expiry	% Change	% Oi Change	Oi Status
COCUDAKL	20-Jan-25	0.80	-12.52	Short Covering
COCUDAKL	20-Feb-25	0.82	12.10	Fresh Buying

Technical Chart



BUY COCUDAKL JAN @ 2740 SL 2700 TGT 2785-2810. NCDEX

Trading Levels

Commodity	Expiry	Close	R2	R1	PP	S1	S2
COCUDAKL	20-Jan-25	2,788.00	2816.00	2777.00	2777.00	2763.00	2738.00
COCUDAKL	20-Feb-25	2,820.00	2850.00	2809.00	2809.00	2794.00	2768.00

Spot Rates

Commodity	Location	Price	% Chg
Kapas	राजकोट	1,432.05	-0.5
Kapas	कादी	1,444.65	0.11

Open Interest Snapshot

Commodity	Expiry	% Change	% Oi Change	Oi Status
KAPAS	30-Apr-25	0.60	-0.70	Short Covering

Technical Chart



BUY KAPAS APR @ 1500 SL 1485 TGT 1515-1525. NCDEX

Trading Levels

Commodity	Expiry	Close	R2	R1	PP	S1	S2
KAPAS	30-Apr-25	1,516.50	1528.00	1523.00	1513.00	1508.00	1498.00

Spot Rates

Commodity	Location	Price	% Chg
Cotton Wash Oil - Kadi	कादी	1,213.90	-0.28

Open Interest Snapshot

Commodity	Expiry	% Change	% Oi Change	Oi Status
COTWASOIL	20-Jan-25	0.46	0.00	Short Covering

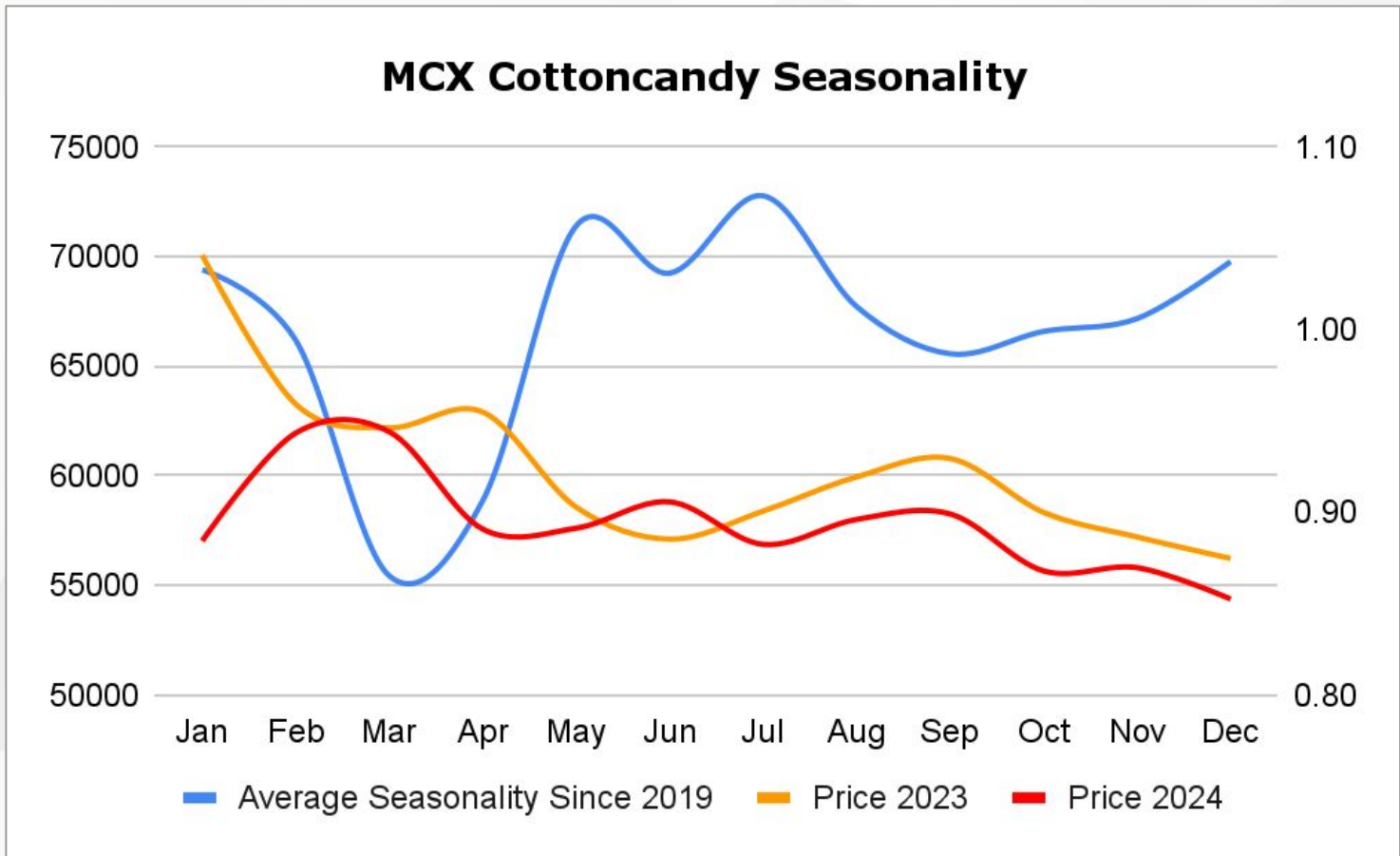
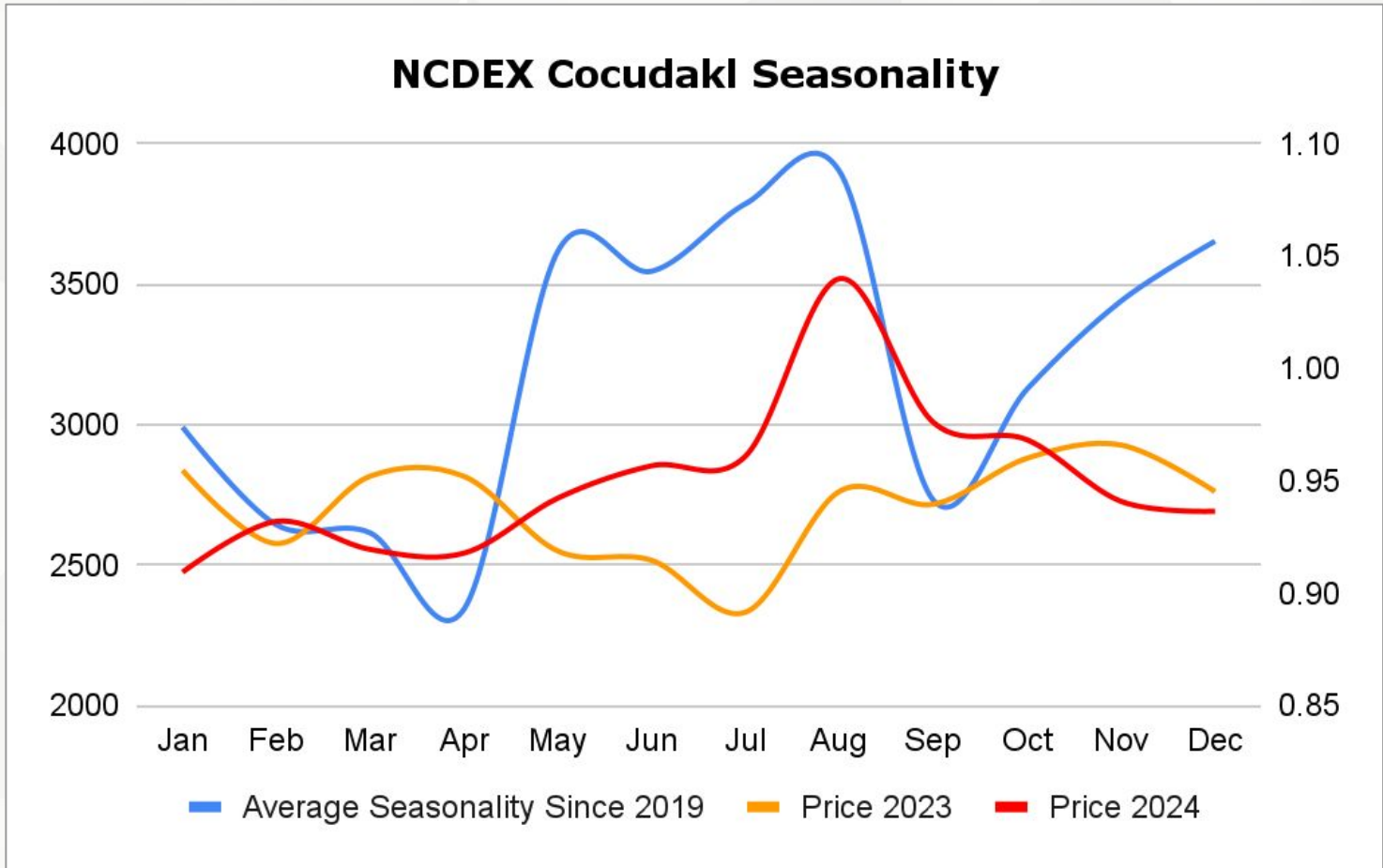
Technical Chart




BUY COTWASOIL JAN @ 1215 SL 1205 TGT 1225-1235. NCDEX

Trading Levels

Commodity	Expiry	Close	R2	R1	PP	S1	S2
COTWASOIL	20-Jan-25	1,225.00	1225.00	1225.00	1225.00	1225.00	1225.00





DISCLAIMER

KEDIA ADVISORY

This Report is prepared and distributed by Kedia Stocks & Commodities Research Pvt Ltd. Our SEBI REGISTRATION NUMBER - INH000006156. for information purposes only. The recommendations, if any, made herein are expressions of views and/or opinions and should not be deemed or construed to be neither advice for the purpose of purchase or sale through KSCRPL nor any solicitation or offering of any investment /trading opportunity. These information/opinions/ views are not meant to serve as a professional investment guide for the readers. No action is solicited based upon the information provided herein. Recipients of this Report should rely on information/data arising out of their own investigations. Readers are advised to seek independent professional advice and arrive at an informed trading/investment decision before executing any trades or making any investments. This Report has been prepared on the basis of publicly available information, internally developed data and other sources believed by KSCRPL to be reliable. KSCRPL or its directors, employees, affiliates or representatives do not assume any responsibility for or warrant the accuracy, completeness, adequacy and reliability of such information/opinions/ views. While due care has been taken to ensure that the disclosures and opinions given are fair and reasonable, none of the directors, employees, affiliates or representatives of KSCRPL shall be liable for any direct, indirect, special, incidental, consequential, punitive or exemplary damages, including lost profits arising in any way whatsoever from the information/opinions/views contained in this Report. The possession, circulation and/or distribution of this Report may be restricted or regulated in certain jurisdictions by appropriate laws. No action has been or will be taken by KSCRPL in any jurisdiction (other than India), where any action for such purpose (s) is required. Accordingly, this Report shall not be possessed, circulated and/ or distributed in any such country or jurisdiction unless such action is in compliance with all applicable laws and regulations of such country or jurisdiction. KSCRPL requires such a recipient to inform himself about and to observe any restrictions at his own expense, without any liability to KSCRPL. Any dispute arising out of this Report shall be subject to the exclusive jurisdiction of the Courts in India.

KEDIA ADVISORY

KEDIA STOCKS & COMMODITIES RESEARCH PVT LTD

Mumbai, India

SEBI REGISTRATION NUMBER - INH000006156

For more details, please contact: +91 93234 06035 / 96195 51022

Email: info@kediaadvisory.com

Regd.Off.: 1, 2, 3 & 4, 1st Floor, Tulip Bldg, Flower Valley Complex, Khadakpada Circle,
Kalyan-(W), Mumbai-421301